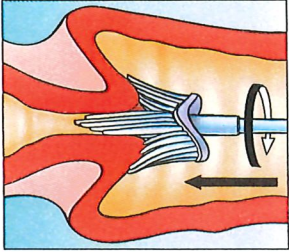


ThinPrep® Pap Test™ Quick Reference Guide


Broom-Like Device Protocol

Obtain...



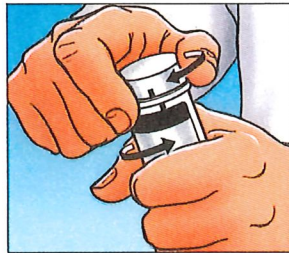
...an adequate sampling from the cervix using a broom-like device. The use of lubricants is not recommended during Pap testing¹. Insert the central bristles of the broom into the endocervical canal deep enough to allow the shorter bristles to fully contact the ectocervix. Push gently, and rotate the broom in a clockwise direction five times.

Rinse...



...the broom as quickly as possible into the PreservCyt® Solution vial by pushing the broom into the bottom of the vial 10 times, forcing the bristles apart. As a final step, swirl the broom vigorously to further release material. Discard the collection device.

Tighten...



...the cap so that the torque line on the cap passes the torque line on the vial.

Record...



...the patient's name and ID number on the vial.
...the patient information and medical history on the cytology requisition form.

Place...



...the vial and requisition in a specimen bag for transport to the laboratory.

ThinPrep® Like no other.